













SINGLE FAMILY	 <p>November Average Sales Price 2020 2021 \$2,171,175 \$1,715,222 Median Sales Price 2020 2021 \$1,197,500 \$1,282,500</p>	CONDOMINIUM	 <p>November Average Sales Price 2020 2021 \$585,000 \$619,000 Median Sales Price 2020 2021 \$500,000 \$619,000</p>	SINGLE FAMILY	<p>YTD Sales Price Average Median Buellton \$878,827 \$792,500 Los Olivos \$1,996,409 \$1,392,500 Santa Ynez \$2,065,939 \$1,650,000 Solvang/Ballard \$1,408,835 \$1,237,000</p>
---------------	---	-------------	---	---------------	---

 <p>244 Single Family Sold YTD January – November 2021</p>	SFR	<p>November 2021 YTD Sales Volume Buellton 40 Los Olivos 12 Santa Ynez 83 Solvang-Ballard 109</p>	CONDOMINIUM	<p>YTD Sales Price Average Median Buellton \$618,420 \$622,500 Solvang \$492,367 \$466,000</p>
--	-----	---	-------------	---

 <p>40 Condos Sold YTD January – November 2021</p>	CONDOMINIUM	<p>November 2021 YTD Sales Volume Buellton 25 Solvang 15</p>	<p>November Total Sales (single-family & condos)</p> <p> -13%</p> <p>November 2021 20 November 2020 23</p>
<p>1 Inventory month supply</p>			

 <p>Condominium Jan. – Nov. YTD 2021 v. YTD 2020</p>	<p> 11%</p> <p>2021 40 Total Sales 2020 36 Total Sales</p>	<p> 14%</p> <p>2021 \$571,150 Avg 2020 \$499,852 Avg</p>	<p> 23%</p> <p>2021 \$609,500 Median 2020 \$494,750 Median</p>
---	--	--	--

 <p>Single Family Jan. – Nov. YTD 2021 v. YTD 2020</p>	<p> -2%</p> <p>2021 244 Total Sales 2020 249 Total Sales</p>	<p> -1%</p> <p>2021 \$1,574,368 Avg 2020 \$1,596,215 Avg</p>	<p> 24%</p> <p>2021 \$1,241,000 Median 2020 \$1,000,000 Median</p>
---	--	--	--