






# SOUTH SANTA BARBARA COUNTY

## RESIDENTIAL STATISTICS

www.fidelitysb.com | www.chicagotitlesb.com

# NOV 2021

SINGLE FAMILY	 <p><b>\$2,880,279</b> Average Sales Price</p> <p><b>\$2,100,000</b> Median Sales Price</p>	CONDOMINIUM	 <p><b>\$1,070,190</b> Average Sales Price</p> <p><b>\$842,500</b> Median Sales Price</p>	SINGLE FAMILY	<p><b>Sales</b> Avg   Median</p> <p><b>Carp</b> \$1,611,333   \$1,450,000.  <b>Gol</b> \$1,584,094   \$1,312,000  <b>Mont</b> \$5,644,485   \$4,150,000  <b>HR</b> \$5,582,500   \$4,762,500  <b>SB</b> \$2,101,279   \$1,882,000  <b>Summ</b> \$2,900,000   \$2,900,000</p>			
	<p><b>99</b> Single Family Sold November 2021</p>		<p><b>SINGLE</b></p> <p><b>November 2021 SALES</b>  Carpinteria 6  Goleta 31  Montecito 21  Hope Ranch 6  Santa Barbara 34  Summerland 1</p>		CONDOMINIUM	<p><b>Sale Price</b> Avg.   Median</p> <p><b>Carp</b> \$777,115   \$720,000  <b>Gol</b> \$854,725   \$847,500  <b>Mont</b> \$4,358,333   \$4,300,000  <b>Hope Ranch</b> n/a  <b>SB</b> \$982,933   \$847,000  <b>Summ</b> n/a</p>		
<p><b>56</b> Condos Sold November 2021</p>	<p><b>CONDOMINIUM</b></p> <p><b>November 2021 SALES</b>  Carpinteria 13  Goleta 20  Montecito 3  Hope Ranch n/a  Santa Barbara 20  Summerland n/a</p>	<p><b>Total Sales</b>  <b>155</b>  (-24%)  Nov '21 v. Nov '20</p>						
 <p><b>CASH SALES</b> 35%</p>	<p>Average Days on Market</p> <table border="1"> <tr> <th>SFR</th> <th>CONDO/PUD</th> </tr> <tr> <td><b>39</b></td> <td><b>25</b></td> </tr> </table>		SFR	CONDO/PUD	<b>39</b>	<b>25</b>	<p>Inventory <b>.94</b> month supply</p>	
SFR	CONDO/PUD							
<b>39</b>	<b>25</b>							

 <p>Condominium NOV '21 v. NOV '20</p>	<p><b>↑ 0%</b> 2021 <b>56</b> Total Sales 2020 <b>56</b> Total Sales</p>	<p><b>↑ 15%</b> 2021 <b>\$1,070,190</b> Average 2020 <b>\$927,384</b> Average</p>	<p><b>↑ 2%</b> 2021 <b>\$842,500</b> Median 2020 <b>\$822,250</b> Median</p>
 <p>Single Family NOV '21 v. NOV '20</p>	<p><b>↓ -33%</b> 2021 <b>99</b> Total Sales 2020 <b>148</b> Total Sales</p>	<p><b>↑ 11%</b> 2021 <b>\$2,880,279</b> Average 2020 <b>\$2,594,402</b> Average</p>	<p><b>↑ 28%</b> 2021 <b>\$2,100,000</b> Median 2020 <b>\$1,644,500</b> Median</p>